



How to get house sitting jobs

Unique travel experiences for animal lovers

Your guides

travellivelearn.com



Sarah Blinco
Content editor



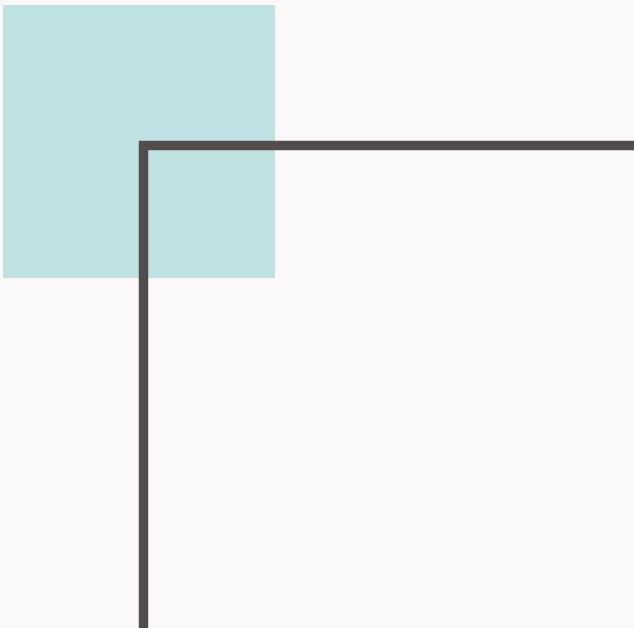
Cooper Dawson
Video editor




Our story

travel for longer...

Both burnt out and exhausted at work, we sought change. We'd always wanted to travel beyond what's available on normal annual leave, so applying for sabbatical leave (career break) at work was our answer. But how to afford up to a year off work? House and pet sitting was our answer! It meant we could travel without the worry of paying for accommodation. Plus, we ended up being surrounded by dogs (we love!!), saw places we never knew existed, and made many amazing new friends along the way.



SLOW TRAVEL + EXPLORE



7 STEP GUIDE

HOW TO SECURE

HOUSE AND PET SITS



SIGN UP FOR A HOUSE SITTING SITE

Find a reputable site that requires secure sign up. It will probably have a joining fee.



SET UP YOUR PROFILE

You'll need a comprehensive profile set up on these sites, which includes what your background and house/pet sitting experience is, why you're doing this and include photos too. Put yourself in the shoes of the home-owner - the more information you can offer, the likelier it is you'll be seen by someone who thinks you're a great match for their home and pets.



BE QUICK TO CHECK FOR SITS

This can be a competitive business, so get to know when your email alerts with new sits land in your inbox, and apply ASAP.



FIND AND APPLY FOR SITS YOU'RE CONFIDENT WITH

If you haven't got experience with dogs, don't apply for sits with them. Apply for sits where you have experience taking care of the animals listed. And if you're applying for sits with pets, you **MUST** be prepared to prioritise their needs over your desire to travel to where they live!


BE OPEN TO NEW EXPERIENCES

Want to visit England? That's great! But be aware house sits in London disappear in a flash. Instead, be open to staying somewhere nearby. Discover a cool English town and live like a local. Apply within a region, not specific destination, for a greater chance at securing the sit - and fate will lead you on an adventure!



TREAT YOUR APPLICATION AS IF IT WAS FOR A JOB

Keep your application professional, friendly, well written (check for errors) and include your relevant experience. Offer to take a Skype or video call with the homeowners. Many homeowners will want to add you on Facebook or WhatsApp, so don't be afraid to keep the lines of communication open. You'll probably end up with new friends.





ASK QUESTIONS

Whether on the video call or follow-up phone or messages, ask about what exactly is required of you; are there any quirks you should know about? Don't be shy to ask for more photos of the house, and to check they have what you need, whether it be fast WiFi to work on, or grocery stores nearby.

FIND OUT
MORE

JOIN *our house sitters group on Facebook:*
[groups/trusted.housesitters.digital.nomads](https://www.facebook.com/groups/trusted.housesitters.digital.nomads)

Check out our in depth video and blog guides:

- [YouTube.com/travellivelearn](https://www.youtube.com/travellivelearn)
- [TravelLiveLearn.com/category/housesitting](https://www.TravelLiveLearn.com/category/housesitting)

ASK questions

info@travellivelearn.com

NEED ADVICE?

Contact us for a bespoke consultation if you'd like further help with setting up your profile, copy editing applications, or you want coaching on how to work while travelling, how to make the best use of your time away, and how to manage expectations on long stay house sits.

